

Scaled data based on original data using
LM-79-08 Approved Method: Electrical and Photometric Measurements of Solid-
State Lighting Products

Test Report Prepared for
Cooper Lighting Solutions
(formerly Eaton)

Brand: McGRAW-EDISON

Report Number: P386188

Luminaire Tested: **GWC-SA1D-750-U-SL2-HSS**

Issue Date: 3/3/2020

Test Information

Test Method: LM-79-08
Report Number: P386188
TEST IS SCALED FROM IESNA LM-79-08 TEST DATA (G2-1903-205-21)
Test Lab: INNOVATION CENTER
Issue Date: 3/3/2020
Manufacturer: COOPER LIGHTING SOLUTIONS (FORMERLY EATON)
Product Line: MCGRAW-EDISON
Catalog Number: GWC-SA1D-750-U-SL2-HSS
Description: GALLEON WALL LUMINAIRE
(1) 70 CRI, 5000K, 1200mA LIGHTSQUARE WITH 16 LEDS AND TYPE II SPILL
LIGHT ELIMINATOR OPTICS WITH HOUSE SIDE SHIELD
Light Source: -
Ballast/Driver: ELECTRONIC DRIVER

Summary

Lumens per Lamp: N/A
Luminaire Lumens: 6863 lumens
Efficiency: N/A
Efficacy: 102.4 lumens/watt
Luminous Opening: Rectangular (W 0.5' x L: 0.5' x H: 0')
IES Classification: Type III - Medium
BUG Rating: B1 - U0 - G2

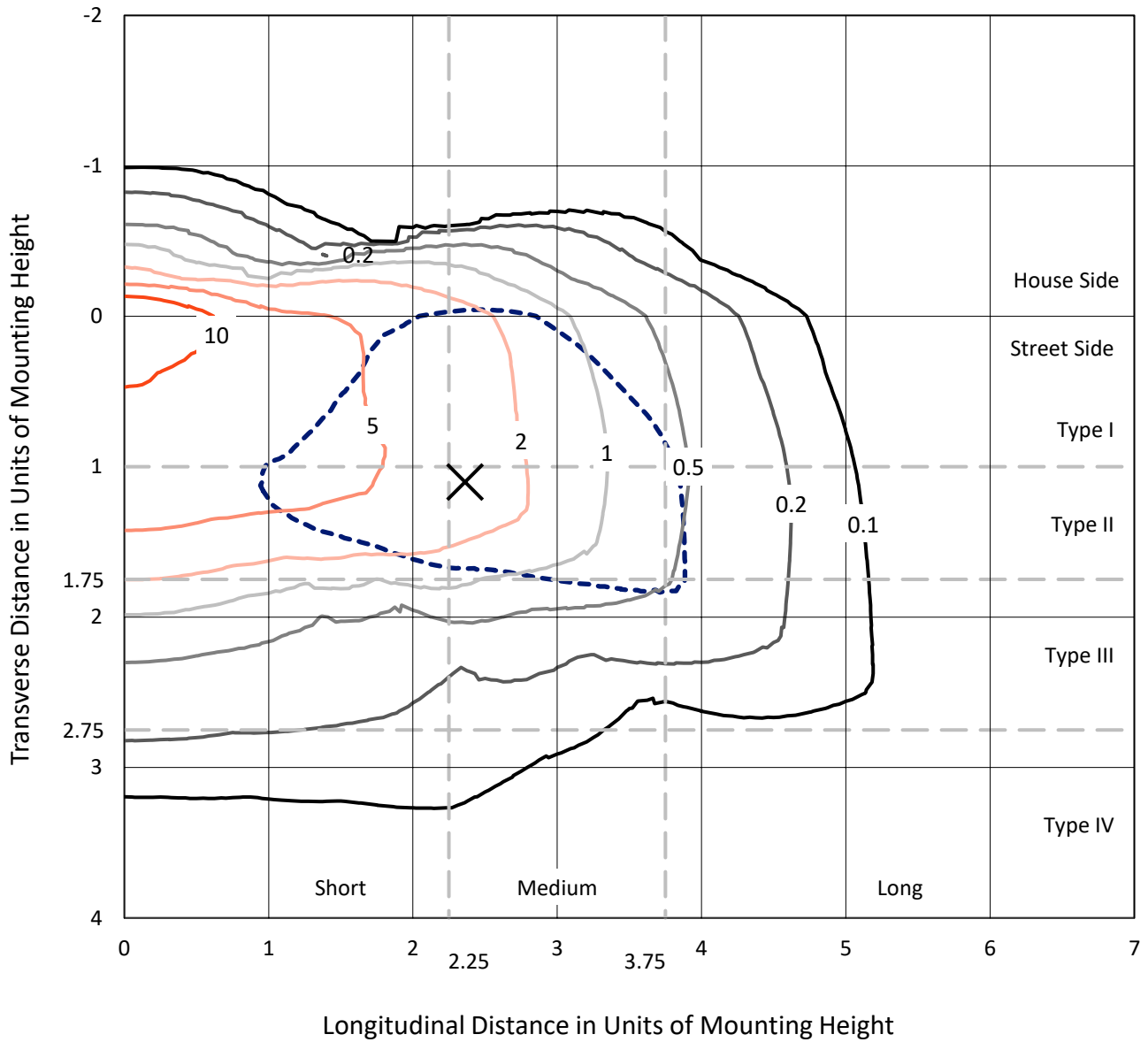
Input Watts (W): 67
Input Voltage (V): NR
Input Current (A_{in}): NR
Voltage Rise (V): NR
Power Factor: NR
Total Harmonic Distortion (THDi): NR
Frequency (hertz): 60
Stabilization Time: NR
Operation Time: NR
Ambient Temperature (°C): NR
Test Distance: 24 FT



REPORT NUMBER: P386188
 CATALOG NUMBER: GWC-SA1D-750-U-SL2-HSS

Iso-Footcandle Lines of Horizontal Illumination

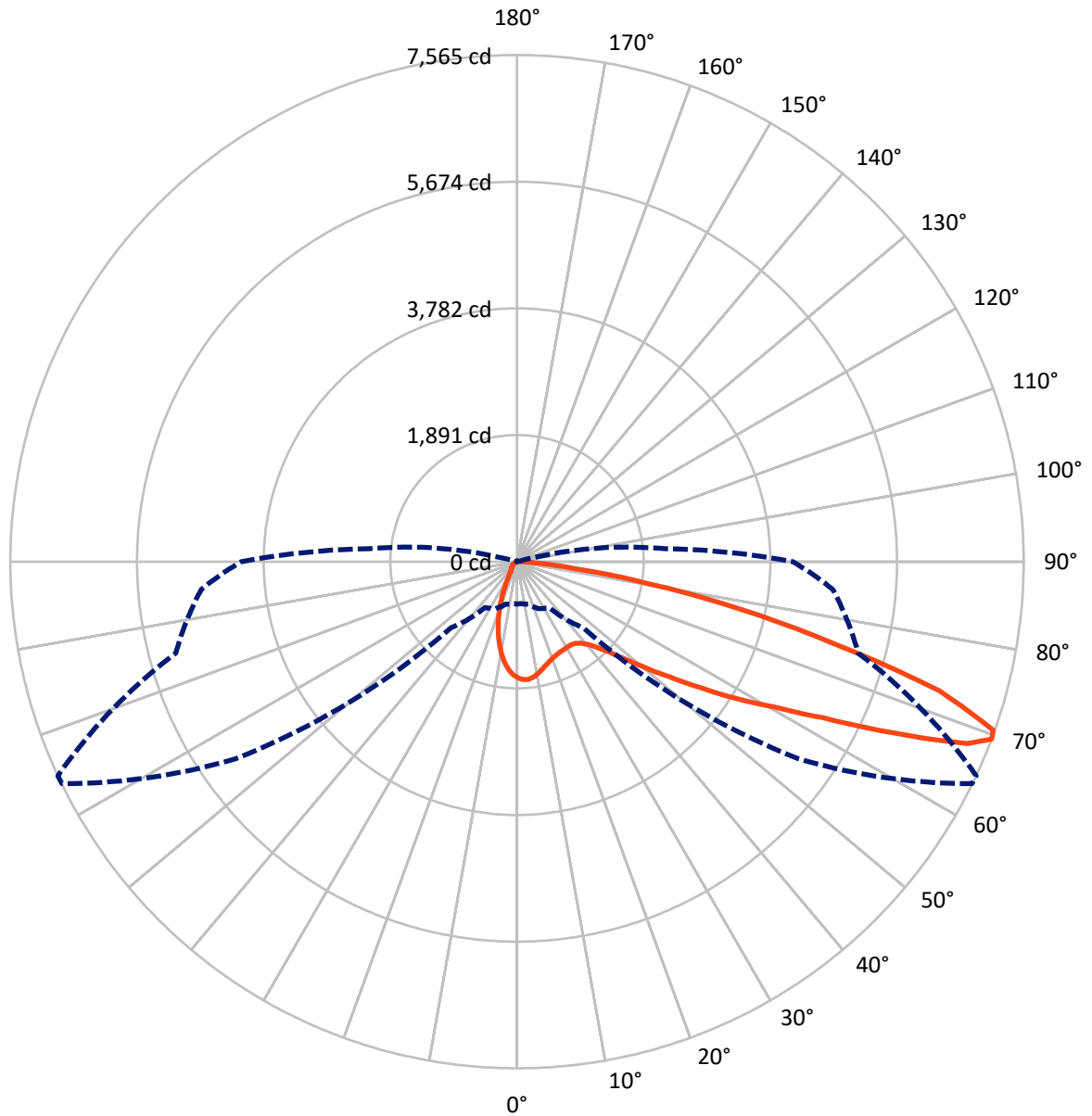
× Max cd
 - - - 1/2 Max cd



Based on 10 foot mounting height. Maximum calculated value = 17.3 fc
 Type III - Medium - N/A

REPORT NUMBER: P386188
CATALOG NUMBER: GWC-SA1D-750-U-SL2-HSS

Luminous Intensity Polar Plot



— Vertical Plane Through 65-Deg Lateral - - - Horizontal Cone Through 69-Deg Vertical

REPORT NUMBER: P386188

CATALOG NUMBER: GWC-SA1D-750-U-SL2-HSS

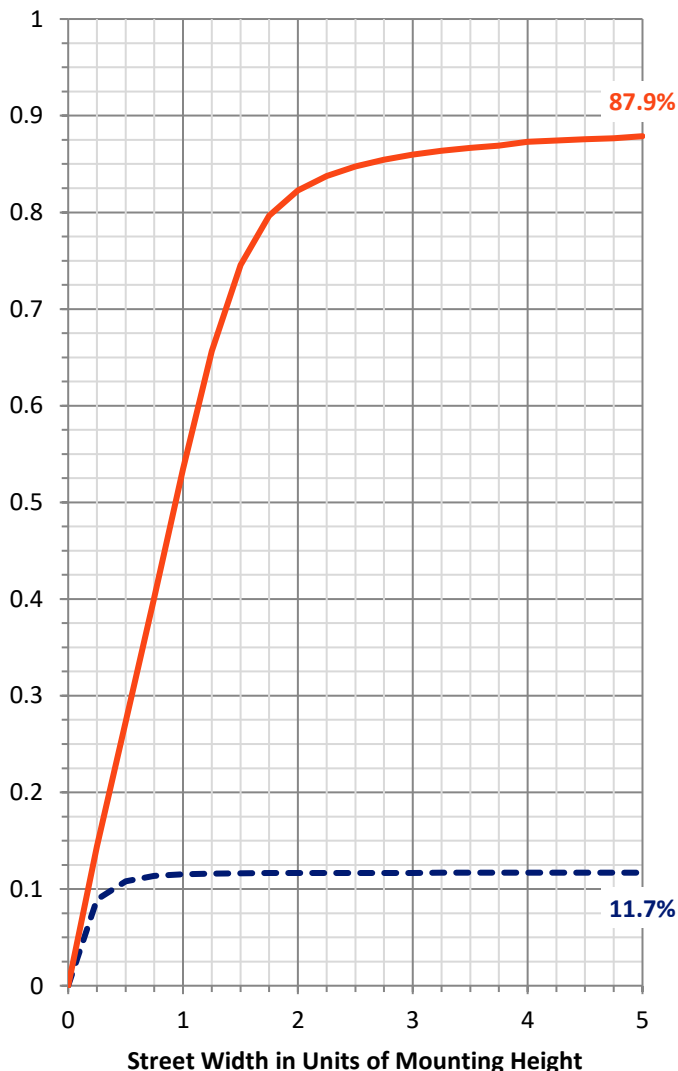
FLUX DISTRIBUTION:

		Downward	Upward	Total
House Side	Lumens	809.0	0.0	809.0
	% Fixture	11.8	0.0	11.8
Street Side	Lumens	6054.0	0.0	6054.0
	% Fixture	88.2	0.0	88.2
Total	Lumens	6863.0	0.0	6863.0
	% Fixture	100.0	0.0	100.0

ZONAL LUMENS:

Zone	Lumens	% Fixture
0°-10°	145.0	2.1
10°-20°	317.5	4.6
20°-30°	439.7	6.4
30°-40°	613.1	8.9
40°-50°	952.9	13.9
50°-60°	1529.8	22.3
60°-70°	1730.5	25.2
70°-80°	1016.3	14.8
80°-90°	118.2	1.7
90°-100°	0.0	0.0
100°-110°	0.0	0.0
110°-120°	0.0	0.0
120°-130°	0.0	0.0
130°-140°	0.0	0.0
140°-150°	0.0	0.0
150°-160°	0.0	0.0
160°-170°	0.0	0.0
170°-180°	0.0	0.0
0°-90°	6863.0	100.0
0°-180°	6863.0	100.0

Coefficient of Utilization



REPORT NUMBER: P386188

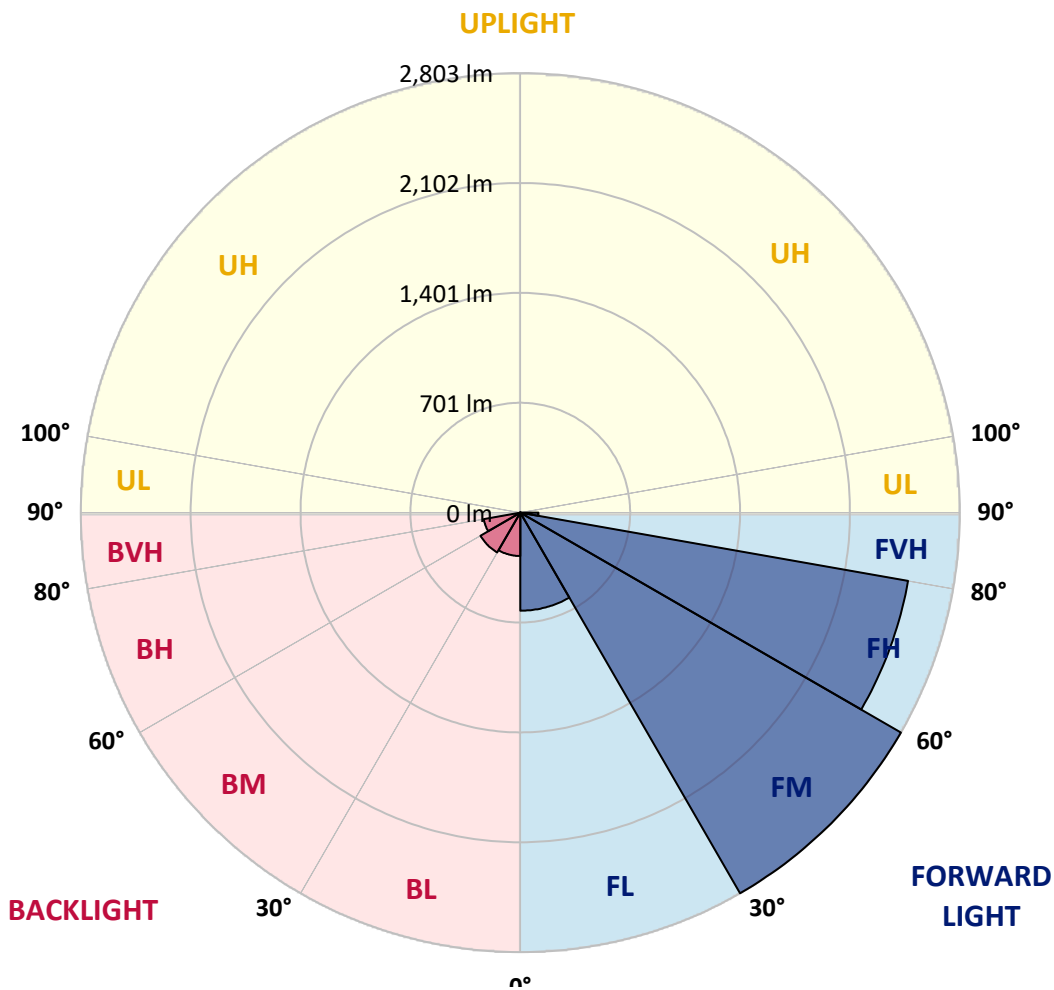
CATALOG NUMBER: GWC-SA1D-750-U-SL2-HSS

LUMINAIRE CLASSIFICATION SYSTEM LUMEN TABLE AND BUG RATING:

Zone	Lumens	% Fixture	Zone Rating/Lumen Limit		
			B	U	G
FL (0°-30°)	625.4	9.1			
FM (30°-60°)	2802.7	40.8			
FH (60°-80°)	2510.4	36.6			G2/5000
FVH (80°-90°)	115.6	1.7			G2/225
BL (0°-30°)	276.8	4.0	B1/500		
BM (30°-60°)	293.2	4.3	B1/1000		
BH (60°-80°)	236.4	3.4	B1/500		G1/500
BVH (80°-90°)	2.7	0.0			G0/10
UL (90°-100°)	0.0	0.0		U0/0	
UH (100°-180°)	0.0	0.0		U0/0	

BUG Rating: B1-U0-G2

Type III Medium





REPORT NUMBER: P386188

CATALOG NUMBER: GWC-SA1D-750-U-SL2-HSS

CANDELA DISTRIBUTION (FULL):

	0°	5°	15°	25°	35°	45°	55°	64°	65°	75°	85°
0°	1734.3	1734.3	1734.3	1734.3	1734.3	1734.3	1734.3	1734.3	1734.3	1734.3	1734.3
2.5°	1749.7	1745.3	1748.8	1756.4	1760.1	1760.1	1763.0	1759.6	1760.7	1752.3	1740.1
5°	1640.2	1633.5	1643.1	1664.3	1690.4	1712.8	1745.9	1763.3	1765.1	1765.4	1751.1
7.5°	1522.3	1516.2	1530.4	1555.4	1589.1	1630.6	1688.4	1738.9	1741.8	1769.1	1758.7
10°	1426.5	1422.1	1438.7	1465.4	1504.9	1551.3	1622.2	1692.5	1700.9	1761.3	1757.5
12.5°	1350.4	1346.9	1362.6	1393.4	1433.7	1485.1	1559.2	1640.8	1652.1	1743.6	1751.7
15°	1294.9	1294.3	1307.4	1337.0	1381.7	1429.7	1505.5	1592.9	1605.9	1724.4	1750.8
17.5°	1265.9	1266.7	1276.3	1301.6	1339.9	1387.5	1460.2	1552.5	1566.7	1707.3	1755.2
20°	1263.0	1263.8	1269.1	1283.3	1314.4	1356.5	1423.3	1518.5	1533.3	1694.5	1762.2
22.5°	1288.5	1287.9	1289.4	1287.9	1305.4	1337.3	1398.9	1492.4	1509.5	1686.1	1767.7
25°	1337.6	1336.7	1336.1	1325.4	1313.8	1330.9	1388.7	1477.6	1493.8	1680.0	1770.9
27.5°	1405.8	1405.3	1404.4	1386.7	1351.8	1341.1	1389.9	1472.1	1485.7	1675.0	1770.3
30°	1495.6	1499.6	1498.5	1473.8	1419.5	1372.2	1402.1	1469.2	1481.1	1665.5	1764.2
32.5°	1601.0	1609.1	1615.5	1589.1	1521.1	1433.7	1430.2	1472.3	1481.1	1658.2	1753.2
35°	1710.5	1720.9	1744.5	1735.2	1645.7	1526.4	1478.7	1491.5	1498.8	1662.3	1747.9
37.5°	1818.2	1830.7	1881.8	1908.8	1808.9	1648.9	1554.2	1538.9	1542.6	1687.0	1753.7
40°	1943.4	1962.3	2039.8	2083.4	2003.8	1813.0	1667.2	1620.2	1621.6	1741.3	1780.8
42.5°	2107.8	2127.2	2211.1	2279.4	2223.3	2020.3	1820.5	1744.5	1743.0	1842.9	1844.4
45°	2308.1	2328.5	2415.3	2491.1	2465.8	2266.0	2016.9	1926.0	1924.2	2003.2	1964.9
47.5°	2535.2	2555.3	2632.8	2710.9	2738.2	2552.9	2266.9	2173.7	2169.6	2225.9	2151.0
50°	2730.1	2743.2	2814.6	2919.7	3042.9	2905.5	2577.9	2488.2	2483.8	2521.9	2424.3
52.5°	2800.9	2808.5	2881.1	3028.3	3335.6	3382.9	2986.5	2870.9	2867.7	2884.3	2788.2
55°	2657.5	2671.1	2760.3	2978.7	3494.1	3922.5	3502.3	3344.9	3320.8	3285.0	3168.6
57.5°	2266.6	2288.4	2384.2	2674.6	3420.1	4350.5	4260.2	3881.0	3845.5	3627.1	3477.9
60°	1698.3	1725.0	1804.6	2117.9	3024.8	4503.0	5088.5	4478.3	4398.5	3899.5	3762.2
62.5°	1165.4	1178.7	1232.8	1436.9	2227.7	4253.3	5781.4	5278.4	5132.6	4195.8	4069.7
65°	890.1	894.7	916.8	987.1	1326.6	3454.9	6057.0	6334.0	6157.7	4550.0	4388.9
67.5°	717.3	713.5	744.0	844.5	888.3	2107.8	5735.5	7332.7	7250.2	5023.7	4710.1
69°	632.5	627.3	658.3	775.1	834.3	1393.4	5127.4	7559.5	7564.7	5273.7	4732.1
70°	569.2	572.7	603.5	733.9	816.0	1093.7	4546.6	7501.7	7543.0	5367.2	4599.7
72.5°	380.1	389.4	451.3	609.3	784.7	827.7	2745.2	6437.4	6595.9	5156.7	3946.3
75°	214.3	221.3	294.8	459.4	739.4	788.2	1450.0	4742.6	4895.9	4312.2	3043.1
77.5°	105.1	108.9	166.7	296.5	618.3	751.0	822.4	3221.5	3396.6	2814.6	1721.2
80°	44.4	46.5	83.3	183.0	442.0	716.7	610.7	1982.6	2004.4	1102.7	458.5
82.5°	17.1	17.7	35.1	114.1	280.8	558.7	510.8	940.0	917.4	207.6	104.5
85°	2.0	2.3	12.8	68.5	156.2	287.5	415.0	405.1	374.9	41.2	53.7
87.5°	0.0	0.0	0.9	20.9	46.5	134.7	215.8	168.1	151.6	13.4	27.9
90°	0.0	0.0	0.0	0.0	0.0	0.0	0.0	0.0	0.0	0.0	0.0



REPORT NUMBER: P386188
 CATALOG NUMBER: GWC-SA1D-750-U-SL2-HSS

CANDELA DISTRIBUTION (continued):

	90°	95°	105°	115°	125°	135°	145°	155°	165°	175°	180°
0°	1734.3	1734.3	1734.3	1734.3	1734.3	1734.3	1734.3	1734.3	1734.3	1734.3	1734.3
2.5°	1729.9	1727.0	1711.4	1688.7	1667.2	1640.5	1614.9	1599.5	1587.3	1579.2	1588.8
5°	1734.6	1721.8	1674.2	1613.2	1553.4	1486.0	1423.3	1370.1	1349.2	1326.0	1336.4
7.5°	1733.1	1709.0	1623.4	1514.7	1405.0	1291.4	1184.0	1101.2	1058.2	1016.1	1026.9
10°	1725.9	1685.2	1555.4	1394.5	1230.2	1066.9	914.5	798.6	733.9	675.2	683.6
12.5°	1709.9	1653.3	1475.3	1256.9	1037.0	821.8	643.2	494.8	415.3	380.1	384.5
15°	1700.3	1622.2	1390.5	1117.5	830.8	572.4	393.2	292.4	256.1	244.5	246.0
17.5°	1695.7	1592.3	1302.8	958.0	620.0	364.5	254.1	224.2	216.4	214.3	214.9
20°	1691.0	1562.1	1212.4	800.4	427.2	245.1	208.8	200.1	197.2	194.6	195.2
22.5°	1683.2	1533.0	1115.4	640.6	288.1	198.9	188.2	179.8	173.7	170.5	171.0
25°	1673.6	1502.5	1016.4	477.1	210.3	177.4	167.3	155.4	148.1	142.3	142.6
27.5°	1658.2	1465.1	914.2	347.3	176.6	158.9	145.2	132.1	119.9	113.3	113.3
30°	1636.7	1422.7	800.6	248.6	158.3	140.6	124.0	107.7	94.7	88.6	88.0
32.5°	1612.9	1378.5	685.9	188.5	143.7	123.4	104.5	87.4	75.8	70.9	70.6
35°	1592.6	1330.9	571.5	158.0	129.2	106.9	86.2	71.7	62.4	58.4	58.1
37.5°	1579.5	1283.3	460.0	141.1	116.2	91.5	72.3	59.2	52.6	49.4	49.1
40°	1577.5	1247.9	358.1	128.4	104.0	77.8	60.4	50.2	44.1	40.7	40.4
42.5°	1603.9	1227.5	274.7	117.6	91.5	65.9	51.4	43.0	36.6	33.1	32.8
45°	1673.3	1233.9	211.4	108.0	79.0	55.8	43.6	35.7	29.9	27.3	26.7
47.5°	1799.9	1278.1	168.1	98.4	67.1	47.3	37.2	29.6	24.7	22.1	21.8
50°	2025.3	1381.7	140.6	88.0	56.0	40.4	30.8	24.1	20.0	17.7	17.4
52.5°	2324.4	1566.4	125.5	77.8	46.5	34.3	25.3	19.2	15.7	13.9	13.6
55°	2654.3	1790.0	115.6	66.8	38.0	28.5	20.0	15.1	12.2	10.7	10.2
57.5°	2976.3	1983.7	106.3	56.0	31.7	23.2	16.0	11.9	9.6	8.1	7.8
60°	3272.3	2161.8	95.5	45.0	25.8	18.3	12.5	9.3	7.6	6.1	6.1
62.5°	3589.1	2299.4	80.7	35.1	21.2	13.9	10.2	8.4	6.1	5.2	4.9
65°	3924.8	2401.6	63.3	27.3	16.6	10.5	8.4	8.7	4.9	3.8	3.5
67.5°	4172.8	2381.3	46.8	21.5	12.8	8.1	8.1	9.3	4.4	2.9	2.6
69°	4118.2	2216.1	39.2	18.6	11.0	7.0	7.6	9.3	4.1	2.6	2.3
70°	3959.9	2033.1	34.6	16.6	9.9	6.4	7.3	9.0	3.8	2.6	2.3
72.5°	3297.8	1531.3	27.0	12.5	7.8	5.2	6.1	7.8	3.8	2.6	2.0
75°	2480.6	980.1	20.6	9.0	5.8	4.1	4.6	5.8	3.8	2.3	2.0
77.5°	1349.8	353.4	14.8	6.1	4.1	3.2	3.2	4.4	3.5	1.7	1.2
80°	347.0	88.9	9.3	4.1	3.2	2.3	2.0	2.9	2.0	0.3	0.0
82.5°	85.7	20.0	4.9	2.9	2.3	0.9	0.9	1.5	0.9	0.0	0.0
85°	47.0	9.9	3.2	2.0	1.2	0.0	0.0	0.3	0.0	0.0	0.0
87.5°	24.1	2.9	0.9	0.6	0.3	0.0	0.0	0.0	0.0	0.0	0.0
90°	0.0	0.0	0.0	0.0	0.0	0.0	0.0	0.0	0.0	0.0	0.0

Signify Classified - Internal
Cooper Lighting Solutions Photometric Lab
1121 Highway 74 South
Peachtree City, GA 30269

Scaled Data Report



Report Generated By 670245982

Signify Classified - Internal
Cooper Lighting Solutions Photometric Lab
1121 Highway 74 South
Peachtree City, GA 30269

Scaled Data Report



Signify Classified - Internal
Cooper Lighting Solutions Photometric Lab
1121 Highway 74 South
Peachtree City, GA 30269

Scaled Data Report



Signify Classified - Internal
Cooper Lighting Solutions Photometric Lab
1121 Highway 74 South
Peachtree City, GA 30269

Scaled Data Report



Signify Classified - Internal
Cooper Lighting Solutions Photometric Lab
1121 Highway 74 South
Peachtree City, GA 30269

Scaled Data Report



--- HS — SS

Signify Classified - Internal
Cooper Lighting Solutions Photometric Lab
1121 Highway 74 South
Peachtree City, GA 30269

Scaled Data Report



u

Signify Classified - Internal
Cooper Lighting Solutions Photometric Lab
1121 Highway 74 South
Peachtree City, GA 30269

Scaled Data Report



Signify Classified - Internal
Cooper Lighting Solutions Photometric Lab
1121 Highway 74 South
Peachtree City, GA 30269

Scaled Data Report



(END OF REPORT)